





















CBI - CAMPEONATO BRASILEIRO LOTERIAS CAIXA DE GINÁSTICA RÍTMICA (JUVENIL)

João Pessoa / PB, 26 a 30 de julho de 2023


















Individual exercises – Juvenil - Nível II – All-Around ○ ● || ⊗

	Place	Surname	Name	Repr.	Year	Level	Coach	○		
								DB A	DA E	P Total
Q1	1.	BARRIM	Julia	FANTASTICA-PR	2008	II	E20	6.0 7.800	4.2 7.200	0 25.200
Q2	2.	PEREIRA	Luisa	CASSAB-DF	2008	II	E10	5.4 7.350	3.6 6.950	0 23.300
Q3	3.	OLIVEIRA	Mariana	CETGYM-BA	2009	II	E12	6.4 6.700	3.9 6.250	0 23.250
Q4	4.	MELO	Livia	TRYADE-SP	2009	II	E7	6.8 6.800	2.8 7.100	0.30 23.200
Q5	5.	SCHUCK	Julie	LBCRC-SC	2008	II	E24	5.8 6.800	3.6 6.850	0 23.050
Q6	6.	TORELLI	Julia	ESPERIA-SP	2008	II	E15	5.4 7.150	3.3 7.100	0 22.950
Q7	7.	SILVA	Kauana	AGITO-PR	2009	II	E9	4.8 6.900	4.0 6.900	0 22.600
Q8	8.	FREIRES	Ana	KNGC-ES	2010	II		5.3 7.250	3.1 6.700	0 22.350
R1	9.	SILVA	Letycia	DUNAMYS-PR	2009	II		5.0 6.800	3.4 7.000	0 22.200
R2	10.	AVILA	Kendra	AGIBLU-SC	2008	II	E2	6.4 6.650	2.9 6.250	0 22.200
	11.	TAVARES	Bianca	SPFC-SP	2010	II	E27	5.1 6.550	3.7 6.800	0 22.150
	12.	DELAZERI	Isabelle	ITP-PR	2009	II	E23	4.8 6.350	4.4 6.600	0 22.150
	13.	LOUBACK	Sophia	INCESP-ES	2009	II	E22	3.8 7.350	3.8 6.900	0 21.850
	14.	IAGINSKI	Beatriz	AGRDJ-SC	2009	II	E6	5.5 6.850	3.5 6.100	0.30 21.650
	15.	BATISTA	Leticia	CSC-SP	2008	II		5.3 6.850	2.7 6.600	0 21.450



















Generated by sporttech.io official scoring system at Jul 28, 2023 6:14:09 PM. Live results at www.sporttech.io/explore.

Place	Surname	Name	Repr.	Year	Level	Coach	○		
							DB A	DA E	P Total
16.	LIMA	Maria	 CJIRA-SE	2009	II	E16	4.5 7.000	3.1 6.750	0 21.350
17.	ROCHA	Maria	 FANTASTICA-PR	2009	II	E20	5.3 7.300	1.9 6.750	0 21.250
18.	SOUZA	Carolina	 CCRN-SP	2008	II		5.2 7.000	2.8 6.150	0 21.150
19.	BECKER	Sarah	 AGITO-PR	2009	II	E9	4.0 6.900	4.1 6.150	0 21.150
20.	CISNEROS	Livia	 SPFC-SP	2009	II	E27	5.1 6.850	2.9 6.250	0 21.100
21.	SILVA	Giovana	 AGIRPIN-SP	2009	II	E5	4.8 6.650	3.3 6.300	0 21.050
22.	ANSELMO	Isabella	 AGINAT-RN	2010	II	E4	5.6 6.750	3.0 6.000	0.30 21.050
23.	ARANDA	Giovana	 FANTASTICA-PR	2009	II		4.1 7.550	2.4 6.950	0 21.000
24.	SANTOS	Larissa	 ADIEE-SC	2009	II	E1	4.4 6.900	2.9 6.800	0.05 20.950
25.	BATISTA	Anna	 CETGYM-BA	2008	II	E12	4.8 7.000	3.2 5.950	0.05 20.900
26.	SILVA	Amanda	 IFC-PE	2010	II		5.7 6.200	2.4 6.550	0 20.850
27.	GONCALVES	Maria	 SZNFC-SP	2009	II	E28	5.1 6.400	3.3 6.050	0 20.850
28.	ALCANTARA	Isabela	 IFCGYM-PE	2010	II	E17	4.1 6.800	3.8 6.100	0 20.800
29.	PAGOTTO	Julia	 ESPERIA-SP	2009	II		4.9 6.400	3.3 6.050	0 20.650
30.	LIMA	Alessandra	 KADOSH-BA	2008	II		4.2 6.950	2.9 6.400	0 20.450
31.	ANGELLO	Danielle	 ESPERIA-SP	2009	II	E15	5.2 6.900	2.1 6.250	0 20.450
32.	OLIVEIRA	Milyanne	 MEC-AM	2009	II	E25	4.1 7.150	3.5 6.000	0.30 20.450
33.	CAETANO	Ana Julia	 TRYADE-SP	2009	II	E7	4.1 6.750	3.3 6.300	0.10 20.350

















Generated by sporttech.io official scoring system at Jul 28, 2023 6:14:09 PM. Live results at www.sporttech.io/explore.

Place	Surname	Name	Repr.	Year	Level	Coach	○		
							DB A	DA E	P Total
34.	CRUZ	Anne	 CJIRA-SE	2009	II	E16	3.6 6.600	3.3 6.750	0 20.250
35.	FACIN	Juliana	 ITP-PR	2008	II	E23	5.0 6.700	2.2 6.300	0 20.200
36.	ESPINOLA	Giulia	 CASSAB-DF	2009	II	E10	5.0 6.700	3.1 5.400	0.05 20.150
37.	ALVES	Yasmin	 ESPERIA-SP	2009	II		5.3 6.550	2.5 5.650	0 20.000
38.	MARINHO	Maria	 SFC-SP	2008	II	E26	5.3 6.350	3.2 5.050	0 19.900
39.	OLIVEIRA	Maria	 FAE-SP	2008	II	E19	5.2 5.950	3.0 5.600	0 19.750
40.	DUARTE	Isabelli	 AGIBLU-SC	2010	II	E2	4.8 6.500	2.9 5.600	0.10 19.700
41.	FERRARO	Maria	 CEGYM-BA	2008	II		4.7 6.450	2.9 5.600	0 19.650
42.	OLIVEIRA	Luiza	 ADIEE-SC	2009	II		4.3 6.800	2.4 6.450	0.35 19.600
43.	PEREIRA	Raissa	 AABB-RJ	2009	II	E8	4.7 6.250	3.0 5.650	0 19.600
44.	BRAGA	Asheley	 MEC-AM	2008	II	E25	4.9 6.350	2.9 5.400	0 19.550
45.	SELL	Manuela	 ADIEE-SC	2009	II	E1	5.1 6.100	2.1 6.150	0 19.450
46.	SILVA	Anne	 CTETA-SE	2009	II		4.8 6.300	2.6 5.650	0 19.350
47.	CLEMENTINO	Raissa	 TRYADE-SP	2008	II	E7	4.8 6.600	2.0 5.950	0.10 19.250
48.	JORDÃO	Bruna	 IFCGYM-PE	2010	II	E17	3.9 6.250	3.4 5.700	0 19.250
49.	DOY	Julia	 AGITO-PR	2010	II		4.0 6.600	3.3 5.650	0.30 19.250
50.	COTAN	Rebeca	 AGIR-PR	2010	II		4.1 6.600	1.4 7.100	0 19.200
51.	VALASKI	Rafaella	AGINARC-PR	2009	II		5.0 6.100	2.2 5.950	0.05 19.200














Generated by sporttech.io official scoring system at Jul 28, 2023 6:14:09 PM. Live results at www.sporttech.io/explore.

Place	Surname	Name	Repr.	Year	Level	Coach	○		
							DB A	DA E	P Total
52.	BRUNOW	Esther	 INCESP-ES	2010	II	E22	3.7 6.700	2.9 5.800	0 19.100
53.	MORENO	Patricia	 MEC-AM	2008	II	E25	3.7 6.000	3.6 6.050	0.30 19.050
54.	COSTA	Samara	 CSC-SP	2008	II		4.6 5.850	3.0 5.800	0.30 18.950
55.	GIROLOMETTO	Gabriela	 ITP-PR	2010	II	E23	4.4 5.750	3.5 5.600	0.30 18.950
56.	SANTOS	Jamilly	 AGIRPIN-SP	2010	II	E5	3.5 6.250	3.3 5.850	0 18.900
57.	MININI	Livia	 GR TEAM-SC	2008	II		4.1 6.550	2.1 6.100	0 18.850
58.	AGOSTINI	Maite	 ATIMGIR-SC	2010	II		4.8 6.200	1.1 6.600	0.05 18.650
59.	SOARES	Ana Gabriela	 ABGR-SC	2008	II		3.8 6.350	2.4 5.900	0.10 18.350
60.	BARBI	Vitoria	 ABGR-SC	2008	II		3.7 6.050	2.5 6.050	0 18.300
61.	DURAN	Luisa	 RITMUS-RJ	2010	II		3.7 6.050	2.9 5.650	0 18.300
62.	SANTOS	Bruna	 SFC-SP	2008	II		4.9 6.100	1.2 6.100	0.05 18.250
63.	SANCHEZ	Alejandra	 CMGYM-PE	2008	II		4.3 5.900	3.1 5.550	0.60 18.250
64.	MOTA	Ingrid	 IDFG-SE	2008	II		3.7 5.500	3.0 5.900	0.05 18.050
65.	SANTOS	Lorena	 CTETA-SE	2008	II	E11	4.1 6.100	2.5 5.350	0 18.050
66.	SANTOS	Eloa	 SFC-SP	2010	II	E26	5.0 5.800	2.4 5.150	0.30 18.050
67.	FIDELES	Luisa	 LBCRC-SC	2010	II		3.8 5.950	2.6 5.950	0.30 18.000
68.	DIOGENES	Julia	 MAPLE BEAR-RN	2010	II		3.5 5.900	2.4 6.150	0 17.950
69.	XAVIER	Sofhia	 CTETA-SE	2009	II	E11	3.5 6.400	1.6 6.300	0 17.800

Generated by sporttech.io official scoring system at Jul 28, 2023 6:14:09 PM. Live results at www.sporttech.io/explore.

Place	Surname	Name	Repr.	Year	Level	Coach	○		
							DB A	DA E	P Total
70.	BARRETO	Alyce	 CSS-SE	2010	II	E13	4.0 5.950	1.6 6.250	0 17.800
71.	BARBOSA	Lira	 FIT RITMO-DF	2009	II		4.1 6.550	1.6 5.550	0 17.800
72.	MENESES	Yanne	 CTETA-SE	2008	II	E11	4.1 5.500	2.5 5.950	0.40 17.650
73.	VASQUES	Rafaela	 ABACO-SP	2009	II		3.5 5.950	2.9 5.350	0.05 17.650
74.	HANSEN	Valentina	AGRDJ-SC	2009	II	E6	3.3 6.350	2.8 5.450	0.30 17.600
75.	YAMAMOTO	Naomi	 CCRN-SP	2008	II		3.6 5.650	2.7 5.500	0 17.450
76.	SANTOS	Sophia	 IDFG-SE	2008	II		4.1 5.950	1.4 5.700	0 17.150
77.	PERINI	Lara	 AABB-RJ	2010	II	E8	4.9 6.050	2.9 3.900	0.60 17.150
78.	SANTOS	Lara	 SFC-SP	2009	II		3.2 6.150	2.2 5.450	0 17.000
79.	GOSCH	Livia	 LBCRC-SC	2010	II	E24	3.4 6.250	1.4 5.850	0 16.900
80.	MILICIC	Julia	 FAE-SP	2009	II	E19	3.3 6.500	1.9 5.500	0.30 16.900
81.	MONTEIRO	Emilly	 SZNFC-SP	2008	II	E28	3.2 5.550	1.8 5.450	0 16.000
82.	SALVADOR	Camilla	AGRDJ-SC	2010	II	E6	3.1 6.150	2.2 4.700	0.30 15.850
83.	CARDOSO	Jully	 CSS-SE	2009	II	E13	3.0 5.950	1.1 5.450	0.05 15.450
84.	NOGUEIRA	Emilly	 CTETA-SE	2010	II		2.9 5.250	2.1 4.950	0 15.200
85.	LOBO	Marcely	 JUVENAL-PA	2008	II		3.8 5.500	1.3 4.900	0.30 15.200
86.	SILVA	Beatriz	 SZNFC-SP	2008	II	E28	3.5 5.450	1.2 5.300	0.35 15.100
87.	AMPARO	Yasmin	 CTETA-SE	2008	II		2.9 5.050	1.5 5.150	0 14.600

Generated by sporttech.io official scoring system at Jul 28, 2023 6:14:09 PM. Live results at www.sporttech.io/explore.

Place	Surname	Name	Repr.	Year	Level	Coach	O		
							DB A	DA E	P Total
88.	SILVA	Estela	 CASSAB-DF	2009	II	E10	3.3 5.600	2.1 4.700	1.10 14.600
89.	MULLER	Ana	 CRP-MT	2008	II		2.4 5.300	1.9 5.050	0.10 14.550
90.	AMARAL	Mariah	 AABB-RJ	2009	II		2.5 6.000	1.8 4.550	0.30 14.550
91.	ROESLER	Isadora	 ADIEE-SC	2010	II	E1	4.3 5.250	1.0 4.550	0.60 14.500
92.	CASTILHO	Graziella	 JUVENAL-PA	2010	II		3.0 5.250	1.5 4.650	0 14.400
93.	SARAIVA	Ana Heloysa	 AEGYM-MA	2008	II		2.9 5.100	1.1 4.550	0.30 13.350
94.	CARDOSO	Juliana	 CRP-MT	2008	II		1.7 4.750	1.7 4.500	0 12.650
95.	ARAUJO	Maisa	 GYMCLUBE-BA	2010	II		1.1 4.750	0.7 2.900	0 9.450
96.	BRUM	Rhayane	 AGITO-PR	2009	II	E9			
96.	SANTOS	Julia	 GORBA-BA	2008	II	E21			
96.	PINTO	Alice	 CETGYM-BA	2010	II	E12			
96.	BARBOSA	Heloysa	 TRYADE-SP	2010	II	E7			
96.	ELIZEU	Karen	 FANTASTICA-PR	2009	II	E20			

Generated by sporttech.io official scoring system at Jul 28, 2023 6:14:09 PM. Live results at www.sporttech.io/explore.